

Pacific States/British Columbia Oil Spill Task Force

**Volumes of Oil Transported in 2014  
via Rail, Pipeline, Barge and Vessel  
by Task Force Jurisdiction**



January 1 2016

ALASKA • BRITISH COLUMBIA • CALIFORNIA • HAWAII • OREGON • WASHINGTON

2014	Rail	Vessel	Pipeline	Barge	Notes
British Columbia	No data currently available for 2014. 2013 Crude by rail in BC: 3,381 car loads equivalent to 262,613 tonnes (1,733,246 BBLs) (Transport Canada data.)	20,320,832 BBLs	Unknown	Unknown	Crude Petroleum Transited Port of Vancouver 2013; 3,078,914 tonnes (20,320,832 BBLs @6.6 barrels/tonne) Vessel.
Washington	25,000,000 - 30,000,000 BBLs	109,224,522 BBLs	52,051,351 BBLs	10,015,105 BBLs	Vessel and Barge Data per Ecology's Advanced Notice of Transfer (ANT) data system.  Rail data estimated based on amount of crude in by vessel less refinery throughput.
Oregon	15,556,500 - 17,285,000 BBLs	N/A	N/A	5,805,957 BBLs	Columbia Pacific has an air quality permit and bases their VOCs on the transfer of 43,800,000 BBL per year (That's 43.8 million BBLs)
California	5,737,081	363,941,445	229,500,000	4,167,754	3/2015
Hawaii	N/A	42,429,492 BBLs	N/A	N/A	CHEVRON and HIE (TESORO) 2014 crude by Vessel
Alaska	N/A	Unknown	197,089,000 BBLs	Unknown	869,000 barrels of crude to S. Korea in 2014. Most AK crude has gone to refineries in AK, CA, HI, and WA. Small amounts have been shipped to PR, US VI, and foreign countries.

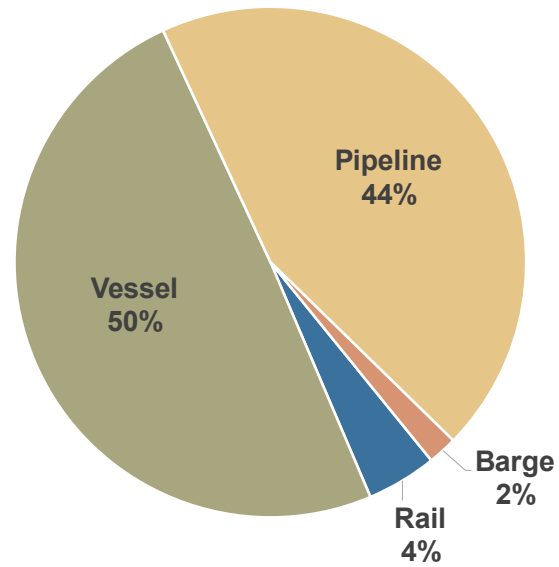
**Assumptions:**

All volumes reported in barrels (BBL)

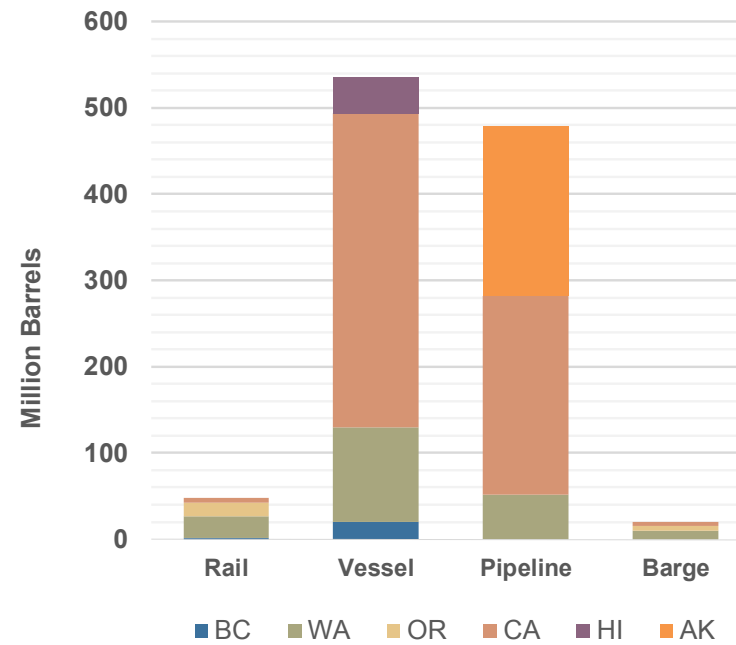
Definition of Crude Oil: All crude oils including Bakken, oil sands products, black waxy and other crudes

N/A: No transport of crude currently taking place

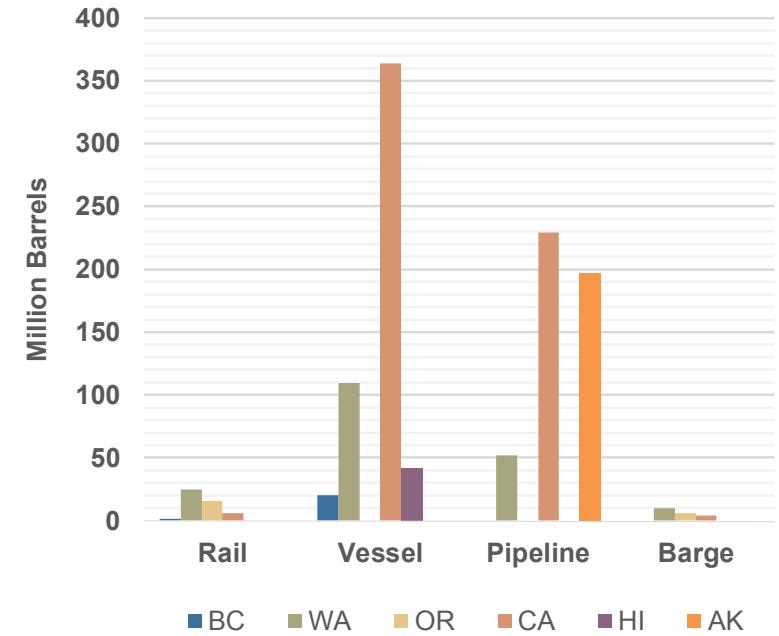
Unknown: Transported volumes not currently tracked or measured.



**Graph 1: Percent total annual volume by transportation mode**  
 (2014 data for AK, CA, HI, OR, WA; 2013 data for B.C.)



**Graph 2: Annual volume by transportation mode and jurisdiction**  
 (2014 data for AK, CA, HI, OR, WA; 2013 data for B.C.)



**Graph 3: Annual volume by transportation mode and jurisdiction**  
 (2014 data for AK, CA, HI, OR, WA; 2013 data for B.C.)